

GOULDS ELEMENTARY SCHOOL



**Alicia Boyd, Assistant Principal
(Retired October 2023)**



**Celethia Passmore-Mack, Principal
(promoted July 2020)**

Agenda

- ▶ **School Themes**
- ▶ **School Trend Data**
- ▶ **School Culture**
- ▶ **Principal Highlights**
 - ▶ **ETO Spotlight Leader**
 - ▶ **ESE Summit Speaker**
- ▶ **Mindful Mentors**

Why School Themes?

- ▶ Selecting a theme sets the tone for the entire school year. It creates a cohesive and motivating atmosphere, fostering a sense of unity and purpose. Themes provide a backdrop for learning that goes beyond textbooks and lesson plans, injecting enthusiasm and creativity into every corner of the school¹. Many school principals have discovered the power and potential of using yearlong, school-wide themes to build school spirit, morale, camaraderie, and test scores.
- ▶ **PREPARING FOR THE YOUR SCHOOL THEME**
 - What school theme idea did we use last?
 - Was it good?
 - Who will pick our new theme and be responsible for promoting it?
 - Is this more trouble than it's worth?
 - What are the benefits of using a theme for our school?
 - We've got to figure out theme timing, theme shirts, community involvement, decorating ideas, staff incentives, academic relevance and more.
 - How's our budget – what can we afford?

Destined
FOR
Greatness

Greatness is a Choice.



Just do it.

Greatness

FIND
YOUR
GREATNESS

Kindness
is greatness

Your

GREATNESS

Is not what you have,
it's what you **GIVE!**

GREATNESS
TAKES
TIME

ACHIEVING
GREATNESS

GREATNESS

SUCCESS isn't always about greatness.

It's about CONSISTENCY.

Consistent hard work leads to success.

GREATNESS WILL COME.

-Dwayne Johnson

GREAT



GOULDS ELEMENTARY

TEAMING UP FOR GREATNESS: ONE TEAM, ONE DREAM!



Mrs. Passmore-Mack, Principal

Mrs. Boyd, Assistant Principal



GOULDS ELEMENTARY

GROWING INTO GREATNESS, IT TAKES ALL OF US!





GOULDS ELEMENTARY SCHOOL

LEVELING UP TO GREATNESS: FULL ACTIVATION!



2023-2024-Year 4

School Trend Data

2008	School Grade	D	
2009	School Grade	D	
2010	School Grade	A	
2011	School Grade	A	
2012	School Grade	B	
2013	School Grade	C	
2014	School Grade	B	
2015	School Grade	D	
2016	School Grade	D	
2017	School Grade	C	
2018	School Grade	D	
2019	School Grade	C	
2020	School Grade	N/A	No grade waived due to pandemic
2021	School Grade	N/A	OPT Out Year

2022 School Grade

A



School Improvement Plan



2019-2020 Essential Practices	2020-2021 Essential Practices
School Culture	
Sustained: Staff-Student Connections	Sustained: Celebrate Successes
Primary: Celebrate Successes	Primary: Empower Teachers and Staff
Secondary: Empower Teachers and Staff	Secondary: Family Engagement
Academic Programs	
Sustained: Standards-Aligned Instruction	Sustained: Gradual Release of Responsibility
Primary: Data-Driven Instruction	Primary: Accountable Talk
Secondary: Gradual Release of Responsibilities	Secondary: Data-Driven Decision Making



ESE Empowers Summit 2022

2022



ETO Spotlight Leader for Elementary Schools



SPOTLIGHT LEADER
CELETHIA PASSMORE-MACK
GOULDS ELEMENTARY SCHOOL PRINCIPAL

TRANSFORMATIONAL LEADERS

ALL IN

INFINITE POSSIBILITIES
INTENTIONAL IMPACT
INSPIRATIONAL LEADERS

EDUCATION TRANSFORMATION OFFICE

A graphic featuring a portrait of Celethia Passmore-Mack on the left. The background is a mix of grey and white with a large white arrow pointing right. The text is in various colors: yellow for 'SPOTLIGHT LEADER', blue for 'GOULDS ELEMENTARY SCHOOL PRINCIPAL', and white for 'TRANSFORMATIONAL LEADERS' and 'EDUCATION TRANSFORMATION OFFICE'. The 'ALL IN' logo is prominent, with 'ALL' in white and 'IN' in black inside a white circle. Below the logo are the words 'INFINITE POSSIBILITIES', 'INTENTIONAL IMPACT', and 'INSPIRATIONAL LEADERS' in yellow.



July 28, 2022
Barry University

**IMPORTANT
ANNOUNCEMENT**



**WE ARE
AN "A"
SCHOOL!**





MIAMI-DADE COUNTY PUBLIC SCHOOLS



SCIENCE-TECHNOLOGY-ENGINEERING-ARTS-MATHEMATICS

2021

GOLD
School Designation

2022

STEAM DESIGNATION- 1st ATTEMPT

STEAM Components	STEAM Elements	2020 Data	2021 Data	2022 Data	Changed from 2021 to 2022	2022 Final Scores
Integration	Curriculum Integration	N/A	N/A	2.16	N/A	2.16
Operation	STE(A)M Offerings; Showcases	N/A	N/A	3	N/A	3
	Visual & Performing Arts Education Offerings	N/A	N/A	3	N/A	3
	STEM Competitions	N/A	N/A	3	N/A	3
	Teacher Professional Development	N/A	N/A	3	N/A	3
	Partnerships	N/A	N/A	3	N/A	3
Academic	Science Performance for All (% Levels 3-5)	N/A	14%	36%	↑ 22%	3
	Minority Science Performance (% Levels 3-5)	N/A	14%	38%	↑ 23%	3
	Economically Disadvantaged Science Performance (% Levels 3-5)	N/A	15%	41%	↑ 27%	3
	Math Performance for All (% Levels 3-5)	N/A	21%	41%	↑ 19%	3
	Minority Math Performance (% Levels 3-5)	N/A	21%	41%	↑ 20%	3
	Economically Disadvantaged Math Performance (% Levels 3-5)	N/A	21%	41%	↑ 21%	3



Cut Score Scale			
Min	Max	Score Range	STEM Status
0%	45%	0%-45%	Participant
46%	60%	46%-60%	Bronze
61%	80%	61%-80%	Silver
81%	100%	81%-100%	Gold



HOW
DID WE
GET
HERE?



GOULDS ELEMENTARY

GROWING INTO GREATNESS, IT TAKES ALL OF US!



Mindful Mentors!

Friday, January 27, 2023

Enjoy lunch,
dress up like twins, &
bring a gift for your mentee.



Join us in the art room during your lunch break.
Gone Fishing passes available for participating teachers.





PK-12 ENROLLMENT DEMOGRAPHICS

Map

Demographics

Build A Table

FLDOE Home

Advanced Reports Portal

Definitions

Help

Filters:

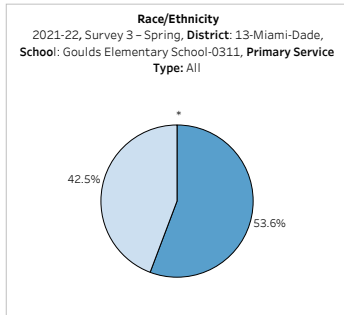
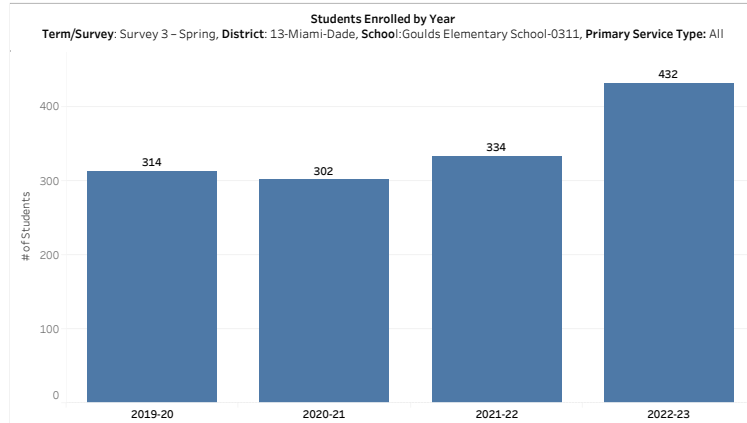
School Year
2021-22

Term/Survey
Survey 3 - Spring

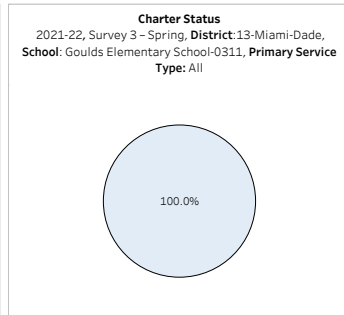
District Name
13-Miami-Dade

School
Goulds Elementary School-0311

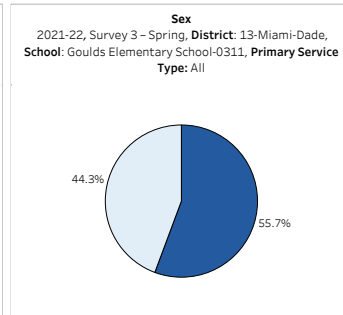
Primary Service Type
All



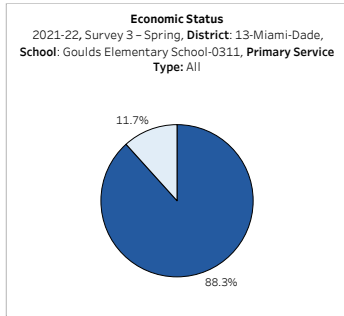
- Asian
- Black
- Hispanic
- Two or More Races
- White



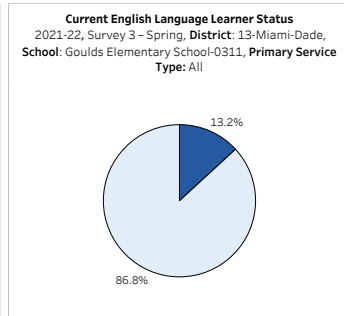
- Non-Charter



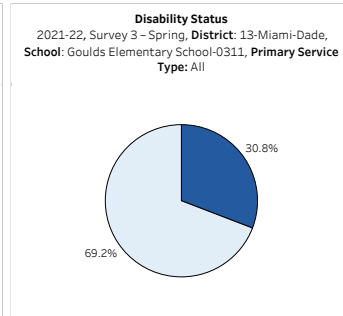
- Male
- Female



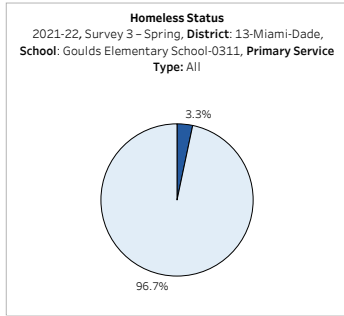
- Eco. Disadvantaged
- Non-Eco. Disadvantaged



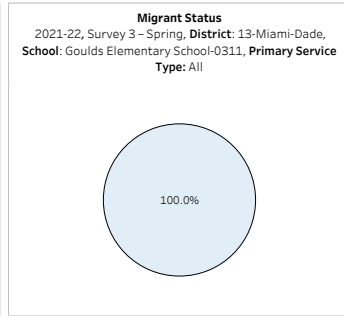
- Current ELL
- Not Current ELL



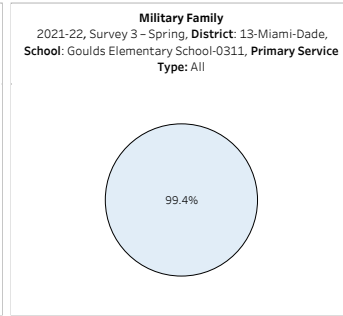
- SWD
- Non-SWD



- Homeless
- Non-Homeless



- Non-Migrant



- Non-Military Family

Notes:

-When the number of students is less than 10, data are suppressed and noted by an asterisk (*) in the online tool. Suppressed data will appear as a blank in exported files.
 -Economically disadvantaged calculations in this report do not reflect the USDA multiplier for eligible Community Eligibility Provision (CEP) schools. More information about the Community Eligibility Provision can be found at the United States Department of Agriculture website: <https://www.fns.usda.gov/ceip/community-eligibility-provision>. School and district lunch reports with the CEP multiplier applied, if applicable, are located under LUNCH STATUS at <https://www.fl DOE.org/accountability/data-sys/edu-info-accountability-services/pk-12-public-school-data-pubs-reports/students.stm>.

PK-12 ENROLLMENT DEMOGRAPHICS

Map Demographics Build A Table

- FLDOE Home
- Advanced Reports Portal
- Definitions
- Help

Filters:

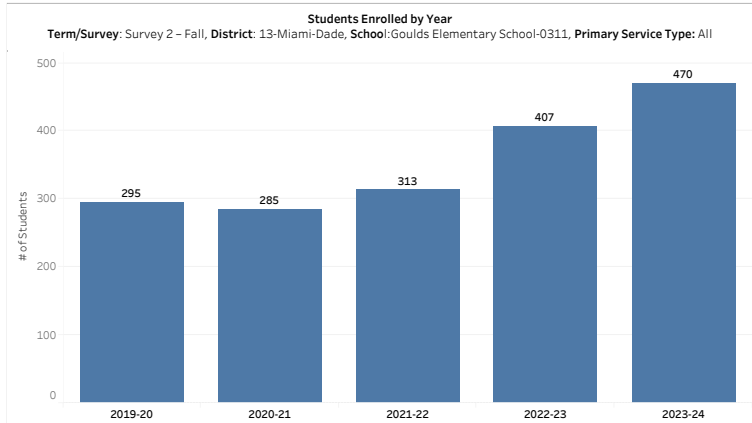
School Year
2023-24

Term/Survey
Survey 2 – Fall

District Name
13-Miami-Dade

School
Goulds Elementary School-0311

Primary Service Type
All



Race/Ethnicity
2023-24, Survey 2 – Fall, District: 13-Miami-Dade, School: Goulds Elementary School-0311, Primary Service Type: All

Race/Ethnicity	Percentage
White	47.9%
Black	48.3%
Two or More Races	2.1%
American Indian	0.0%
Asian	0.0%
Hispanic	0.0%

Charter Status
2023-24, Survey 2 – Fall, District: 13-Miami-Dade, School: Goulds Elementary School-0311, Primary Service Type: All

Charter Status	Percentage
Non-Charter	100.0%

Sex
2023-24, Survey 2 – Fall, District: 13-Miami-Dade, School: Goulds Elementary School-0311, Primary Service Type: All

Sex	Percentage
Male	54.0%
Female	46.0%

Economic Status
2023-24, Survey 2 – Fall, District: 13-Miami-Dade, School: Goulds Elementary School-0311, Primary Service Type: All

Economic Status	Percentage
Eco. Disadvantaged	70.6%
Non-Eco. Disadvantaged	29.4%

Current English Language Learner Status
2023-24, Survey 2 – Fall, District: 13-Miami-Dade, School: Goulds Elementary School-0311, Primary Service Type: All

Current English Language Learner Status	Percentage
Current ELL	24.5%
Not Current ELL	75.5%

Disability Status
2023-24, Survey 2 – Fall, District: 13-Miami-Dade, School: Goulds Elementary School-0311, Primary Service Type: All

Disability Status	Percentage
SWD	28.7%
Non-SWD	71.3%

Homeless Status
2023-24, Survey 2 – Fall, District: 13-Miami-Dade, School: Goulds Elementary School-0311, Primary Service Type: All

Homeless Status	Percentage
Homeless	5.1%
Non-Homeless	94.9%

Migrant Status
2023-24, Survey 2 – Fall, District: 13-Miami-Dade, School: Goulds Elementary School-0311, Primary Service Type: All

Migrant Status	Percentage
Non-Migrant	100.0%

Military Family
2023-24, Survey 2 – Fall, District: 13-Miami-Dade, School: Goulds Elementary School-0311, Primary Service Type: All

Military Family	Percentage
Non-Military Family	99.1%
Military Family	0.9%

Notes:
 -When the number of students is less than 10, data are suppressed and noted by an asterisk (*) in the online tool. Suppressed data will appear as a blank in exported files.
 -Economically disadvantaged calculations in this report do not reflect the USDA multiplier for eligible Community Eligibility Provision (CEP) schools. More information about the Community Eligibility Provision can be found at the United States Department of Agriculture website: <https://www.fns.usda.gov/cep/community-eligibility-provision>. School and district lunch reports with the CEP multiplier applied, if applicable, are located under LUNCH STATUS at <https://www.fl DOE.org/accountability/data-sys/edu-info-accountability-services/pk-12-public-school-data-pubs-reports/students.stm>.